

# EXPLORER 3075GX

0.75m Manual Fly-Away Antenna System for Inmarsat Global Xpress® Operation

February 2016 Product Sheet

The most important thing we build is trust

# COBHAM

**Remote Satellite Systems**  
INTERNATIONAL

## EXPLORER 3075GX

This Cobham EXPLORER manual point Fly-Away system is lightweight, rugged and portable. The terminal includes a fully integrated iDirect Core Module and is configured specifically for operation on the Inmarsat Global Xpress® (GX) Ka-band network. Its user friendly design allows operators with little satellite experience to access GX services within minutes. EXPLORER 3075GX comes in two hard cases both below 23kg and is thereby easy airline checkable.

### Versatile system

The EXPLORER 3075GX system includes a separate GX base and stands apart from other GX antennas as it offers the possibility of switching between ka-band networks. By simply swapping the RF feed assembly and the modem, EXPLORER 3075GX can switch between Inmarsat's GX services and Eutelsat KA-SAT services. The tripod, the manual panning head and the reflector panels are shared components.

### Reliable EXPLORER

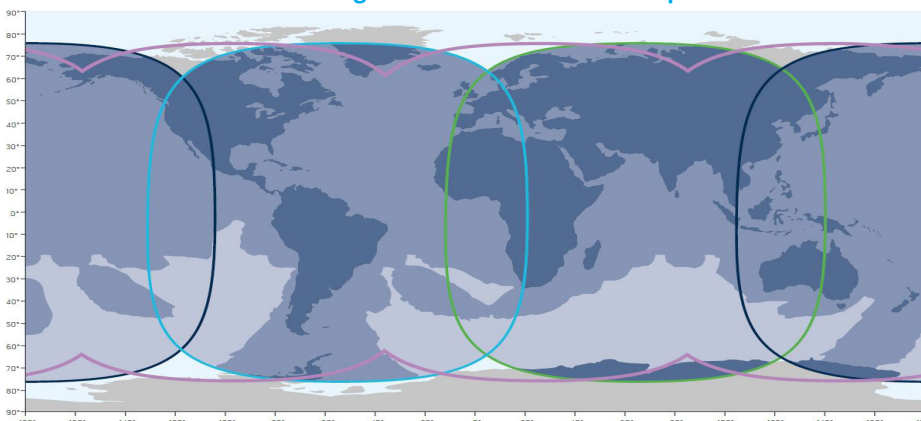
EXPLORER 3075GX is developed completely in-house by Cobham SATCOM. It features genuine EXPLORER design, which is already established and proven with Cobham SATCOM's highly regarded EXPLORER BGAN and VSAT terminals. Its unique design and system versatility ensures high-quality connectivity, which means you can count on EXPLORER 3075GX to provide you with vital communication whatever the conditions.



### System Features

- Easy to set up and use
- 4-Piece 0.75 m Carbon Fiber Reflector
- IPX5-compliant Baseband Packaging
- WLAN Access Point and LAN interface
- LCD Display and Web-Based User Interface
- 2 Case Solution, Airline Checkable
- Modular design - switch feed assembly and modem to access EutelSat KA-SAT

### Global coverage with Inmarsat Global Xpress®



Cobham SATCOM is an official launch partner for the new Inmarsat Global Xpress® Ka-band network. Inmarsat Global Xpress is the first high-speed broadband network to span the world. Regardless of the application, our suite of EXPLORER GX terminals will provide the reliability and functionality required to fast and effectively connect users to the Global Xpress® network.

*Subject to change without further notice.*

**Related Products:** EXPLORER 3075, EXPLORER 5075GX

[www.cobham.com/satcom](http://www.cobham.com/satcom)

# EXPLORER 3075GX

0.75m Manual Fly-Away Antenna System for Inmarsat Global Xpress® Operation



| Antenna Characteristics             |    |                 |
|-------------------------------------|----|-----------------|
| Feed                                |    | 2 Port Circular |
| Frequency (GHz)                     | Rx | 19.2 - 20.2     |
|                                     | Tx | 29 - 30         |
| Gain (dBi ± 0.2)                    | Rx | 41.0            |
|                                     | Tx | 44.5            |
| Axial Ratio (AR) (dB) w             | Rx | ≤ 1.5           |
|                                     | Tx | ≤ 1.0           |
| Polarization                        | Rx | LHCP            |
|                                     | Tx | RHCP            |
| G/T - Comm @ 30° EL, Midband (dB/K) |    | 17.3            |
| EIRP @ Midband (dBW)                |    | 51.5            |
| BUC power (P linear) (Watts)        |    | 5               |

| Reflector    |                   |
|--------------|-------------------|
| Size         | 0.75 m            |
| Optics       | Axis-Symmetric    |
| Construction | 4-piece segmented |

| Mechanical        |                                  |
|-------------------|----------------------------------|
| Axis Drive System | 2-Axis Positioner (manual point) |
| Mount Geometry    | Elevation over Azimuth           |
| Travel            |                                  |
| - Azimuth         | ±90°                             |
| - Elevation       | 0° to 90° (15° Fine-Tuning)      |

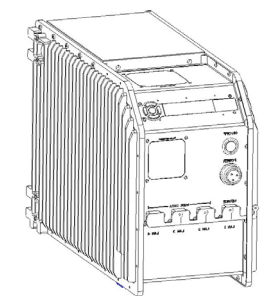
| Weights & Measures (approximate) |  |
|----------------------------------|--|
| Terminal                         | 21.5 kg (47.5 lbs)                               |
| Packaging (2 cases)              | Airline checkable                                |
| Base unit + feed case (L/W/D)    | 62.5 / 50 / 29.7 cm<br>24.6 / 19.7 / 11.7 inches |
| Weight                           | <23 kg / 50.7 lbs                                |
| Reflector + tripod case (L/W/D)  | 79.5 / 51.8 / 31 cm<br>31.3 / 20.4 / 12.2 inches |
| Weight                           | <23 kg / 50.7 lbs                                |

| Power Requirement |  |
|-------------------|--|
| 90 - 260 VAC      |  |
| 150W (max)        |  |

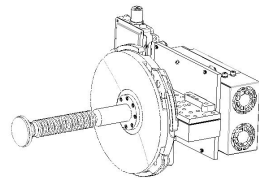
| User Interface   |  |
|--|--|
| Embedded web server for configuration, control and management using external PC. |  |

| Product number |                 |
|----------------|-----------------|
| 407164A-00550  | EXPLORER 3075GX |

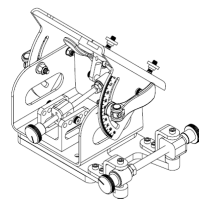
| Accessories   |  |
|---------------|--|
| TS3075210-100 | EXPLORER 3075GX to KA-SAT Conversion Kit |



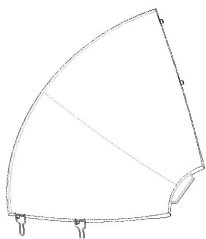
EXPLORER GX Base Unit



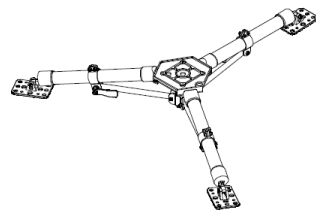
EXPLORER 3075GX Feed Package



Generic EXPLORER 3075 Panning Head



4x Generic EXPLORER 3075 Reflector Panels



Generic EXPLORER 3075 Tripod

| Environmental |               |  |
|---------------|---------------|--|
| Wind Speed    | - Operational | 48 km/h (30 mph) gusts up to 72 km/h (45 mph) (anchored) |
| Temperature   | - Operational | -25° to +55°C (-13° to +131°F)                           |
|               | - Survival    | -40° to +80°C (-40° to +176°F)                           |
| Rain          |               | <100 mm/hr   |
| Humidity      |               | 0 to 100% (condensing)                                   |

| Assembly Time |                                    |
|---------------|------------------------------------|
|               | Approximately 10 Minutes (typical) |

| Alignment  |  |
|--|--|
| Interactive user interface providing look angles for the intended satellite using positional information from an integrated GPS. Internal receiver provides signal strength for peaking. |  |



**TOLL FREE 1-888-989-8199**

1455 N. Dutton Suite A, Santa Rosa, CA 95401  
 FAX 707-546-8198 • info@remotesatellite.com  
 www.remotesatellite.com