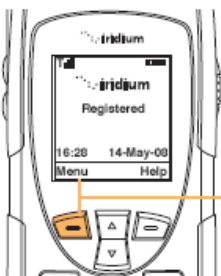


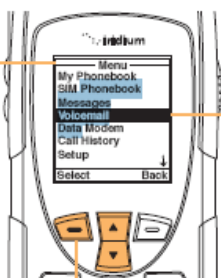
8 | Using the Voicemail Menu

Locating the Voicemail Menu



Starting from the Main Screen:

1. Press the **left** soft key labeled **Menu**.

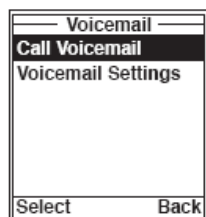


2. The **Main Menu** will now be displayed. Use the **2-way navi-key** to scroll until **Voicemail** is highlighted.

3. Press the **left** soft key labeled **Select**.

Note: All instructions for the Voicemail Menu will start from the **Main Menu** as shown.

About the Voicemail Menu

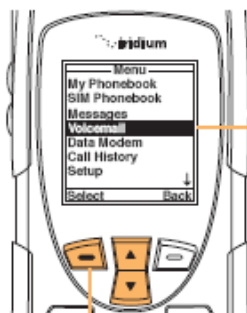


You will be able to perform the following functions using the **Voicemail Menu**.

- Listen to your voicemail
- Reply to a voicemail
- Store voicemail numbers
- Access and configure your voicemail account

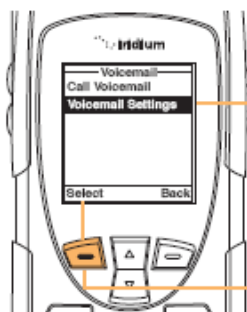
Store Your Voicemail Number

If you have not previously stored a voicemail number, then you will see **No Number Available on the display**. You must store a voicemail number before you can access the service for the first time.



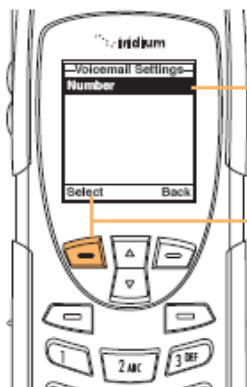
1. Use the **2-way navi-key** to scroll until **Voicemail** is highlighted.

2. Press the **left** soft key labeled **Select**.



3. Use the **2-way navi-key** to scroll until **Voicemail Settings** is highlighted.

4. Press the **left** soft key labeled **Select**.



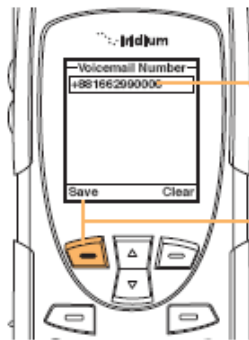
5. The **Number** option will be highlighted.

6. Press the **left** soft key, labeled **Select**.



TOLL FREE 1-888-989-8199

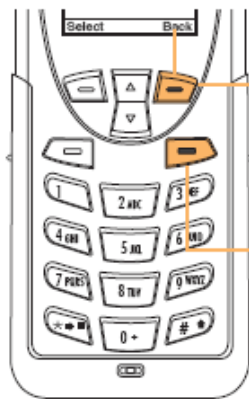
1455 N. Dutton Suite A, Santa Rosa, CA 95401
 FAX 707-546-8198 • info@remotesatellite.com
 www.remotesatellite.com



7. Enter the voicemail number given to you by your Service Provider.

8. Press the **left** soft key, labeled **Save**.

+881662990000

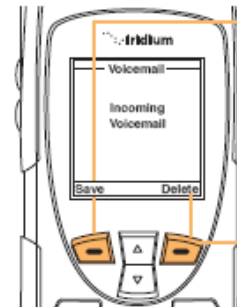


9. Press the **right** soft key, labeled **Back** to return to the previous menu.

Press the **red** key to exit to the **Main** screen.

Voicemail Notification

When you receive a voicemail, an incoming voicemail notification message automatically scrolls across your screen.



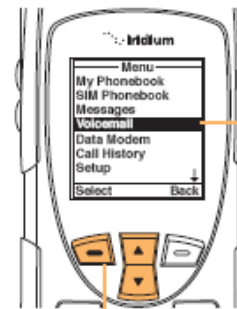
Press the **left** soft key, labeled **Save** to store the voicemail to the SIM card.

OR

Press the **right** soft key, labeled **Delete**.

Check Your Voicemail

To listen to a voicemail that has been saved:



1. Use the **2-way** navi-key to scroll until **Voicemail** is highlighted.

2. Press the **left** soft key labeled **Select**.



3. **Call Voicemail** will be highlighted.

4. Press the **left** soft key, labeled **Select**.

Follow the audio prompts for additional features.

default password = 7 last digits of the IRIDIUM phonenumber



Remote Satellite Systems
1455 N. Dutton Ave., Ste. A, Santa Rosa, CA 95401
(707) 545-8199 www.remotesatellite.com